

QR Code Label Generation from E-Ship Online (ESO Shipping Agent version)

Customers will be able to create shipments with a guest shipper profile when using the Purolator Mobile iOS or Android apps. They will have the option of generating their shipping label from a QR code when they visit Retail Shipping centres, Mobile Quick Stop Trucks, select Authorized Shipping Agents (ESO Agents only) or Quick Stop Kiosks.

The following will help you support this new process.

What is a QR Code?



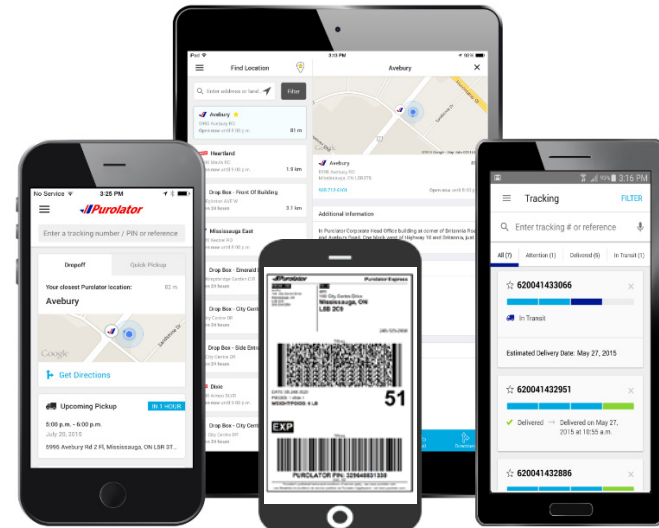
A QR code is a machine-readable 2-dimensional barcode that provides easy-access to information.

For this phase of label generation using the QR code, please note the following:

- Applicable to shipments shipped within Canada only.
- Certain services not included:
 - Dangerous Goods
 - Chain of Signature
 - Express Cheque®
 - High-Value
 - Adult Signature Required
 - Purolator QuickShip™

Step 1

- Customer creates shipment using the Purolator Mobile App and selects the QR code option when prompted.



Copyright © 2020 Purolator Inc
Internal Use Only

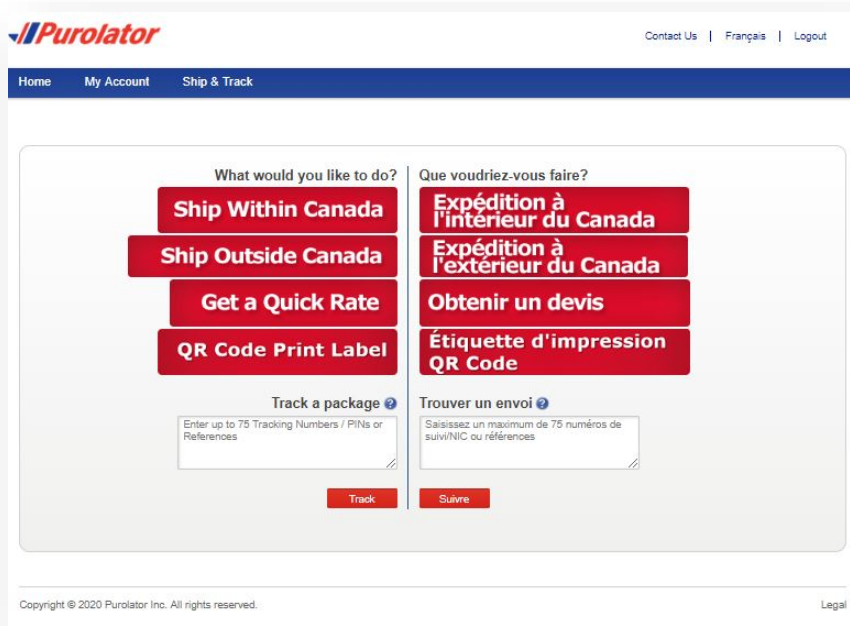
Content Owner: Retail ONE
Material Owner: Retail ONE
Purolator

Page 1
Version: 1
Last Updated: 08-01-2020

QR Code Label Generation from E-Ship Online (ESO Shipping Agent version) - continued

Step 2

- Customer arrives at location
- From the ESO home screen, click on **QR Code Print Label** button




Step 3

- Manually enter the shipment PIN in the edit field.

Note: The scan QR code option is a future capability as it requires a special scanner linked to ESO.

- Click on the **Print Label** button.



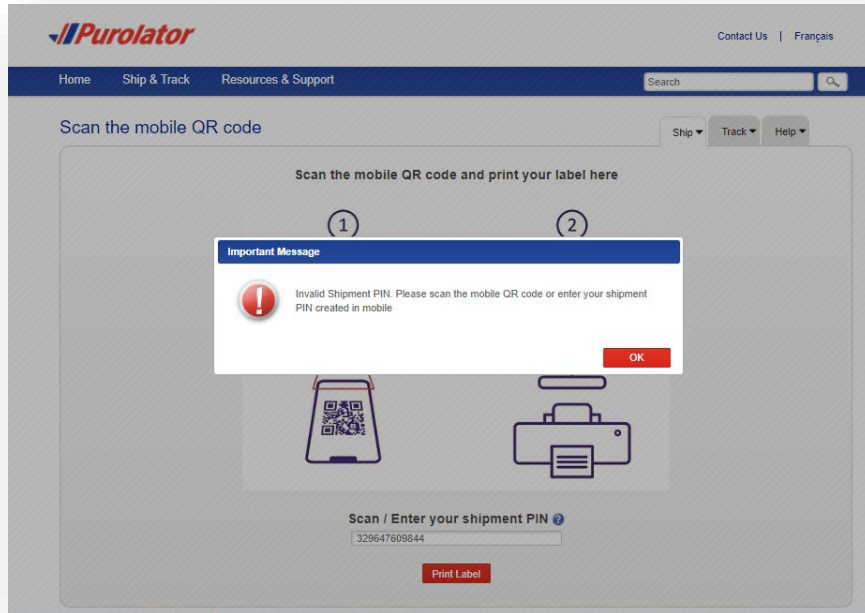
Up to 12-digits can be entered



QR Code Label Generation from E-Ship Online (ESO Shipping Agent version) - continued

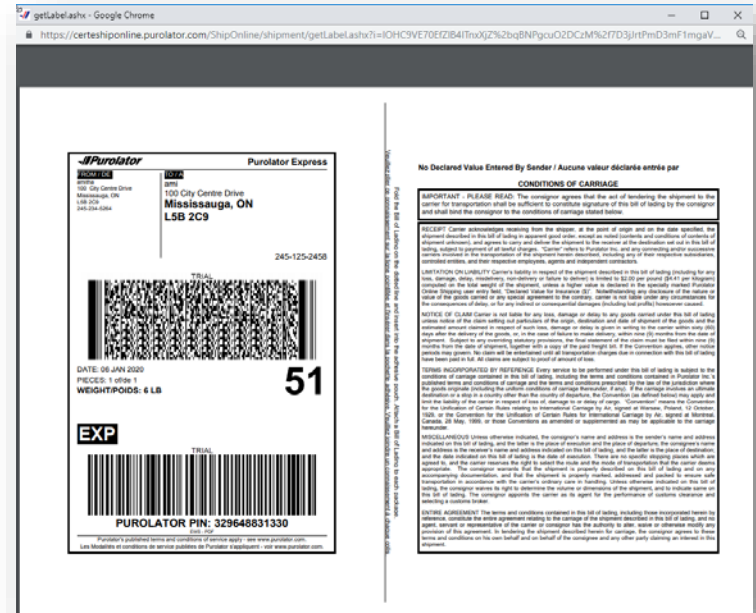
Step 3 – continued

- QR Code Label generation is only for shipments created on the mobile app. Shipments created using other channels (i.e. ESO) **CANNOT** use this PIN-entry feature.
- *If an incorrect or invalid PIN is used, the below message will be displayed.*



Step 4

- The shipment label will be displayed in a new browser window.
- Follow your normal label printing process.



There is no change to the scanning process. These shipments should be treated as normal drop offs.