

Do's & Don'ts OF PACKAGING: GETTING IT THERE IN ONE PIECE



Benefits of properly packaged items:

Reduced risk of damage + fewer reshipments = a promise to your customers, delivered.

Do







Use a new corrugated box, with no rips, holes or other damage.



Don't



Use old or damaged boxes, which may rip or expose your contents.



Don't



Use masking tape, Scotch Tape, duct tape, string, plastic strapping or elastic bands, which may not be strong enough or may tear.

Do



Seal all flaps and seams securely with packing tape using the H taping method to prevent accidental opening.



Do



Double-box fragile shipments:

- Wrap the product and place it in a sturdy box.
- Line a second box with protective packaging and place the first box in the middle.
- Cushion your item with at least 3" (8 cm) of packing material, like air pillows, foam peanuts or corrugated inserts.
- Close and securely tape the box using the H taping method.

Where to find packaging:

Purolator's 1,200+ shipping locations have a full line of packaging products.

[Find a Location](#)

purolator.com/locations

Order shipping supplies through E-Ship® Online – FREE for Purolator business account customers.

Log in or register:

[Order Shipping Supplies](#)

purolator.com/ordersupplies



Your Small Business **Shipping Solutions**



LIVE CHAT

purolator.com/livechat



CALL US

1 888 SHIP-123



EMAIL US

custserv@purolator.com

Purolator
Promises delivered®